

Scaled data based on original data using
LM-79-08 Approved Method: Electrical and Photometric Measurements of Solid-
State Lighting Products

Test Report Prepared for
Cooper Lighting Solutions
(formerly Eaton)

Brand: McGRAW-EDISON

Report Number: P451511

Luminaire Tested: **GALN-SA2B-827-U-T1**

Issue Date: 1/4/2021

Test Information

Test Method: LM-79-08
Report Number: P451511
TEST IS SCALED FROM IESNA LM-79-08 TEST DATA (G3-2011-042-5)
Test Lab: INNOVATION CENTER
Issue Date: 1/4/2021
Manufacturer: COOPER LIGHTING SOLUTIONS (FORMERLY EATON)
Product Line: MCGRAW-EDISON
Catalog Number: GALN-SA2B-827-U-T1
Description: GALLEON AREA AND ROADWAY LUMINAIRE
(2) 80 CRI, 2700K, 800mA LIGHTSQUARES WITH 16 LEDS EACH AND TYPE I OPTICS
Light Source: -
Ballast/Driver: ELECTRONIC DRIVER

Summary

Lumens per Lamp: N/A
Luminaire Lumens: 8397 lumens
Efficiency: N/A
Efficacy: 102.4 lumens/watt
Luminous Opening: Rectangular (W 0.5' x L: 1' x H: 0')
IES Classification: Type I - Short
BUG Rating: B3 - U0 - G3

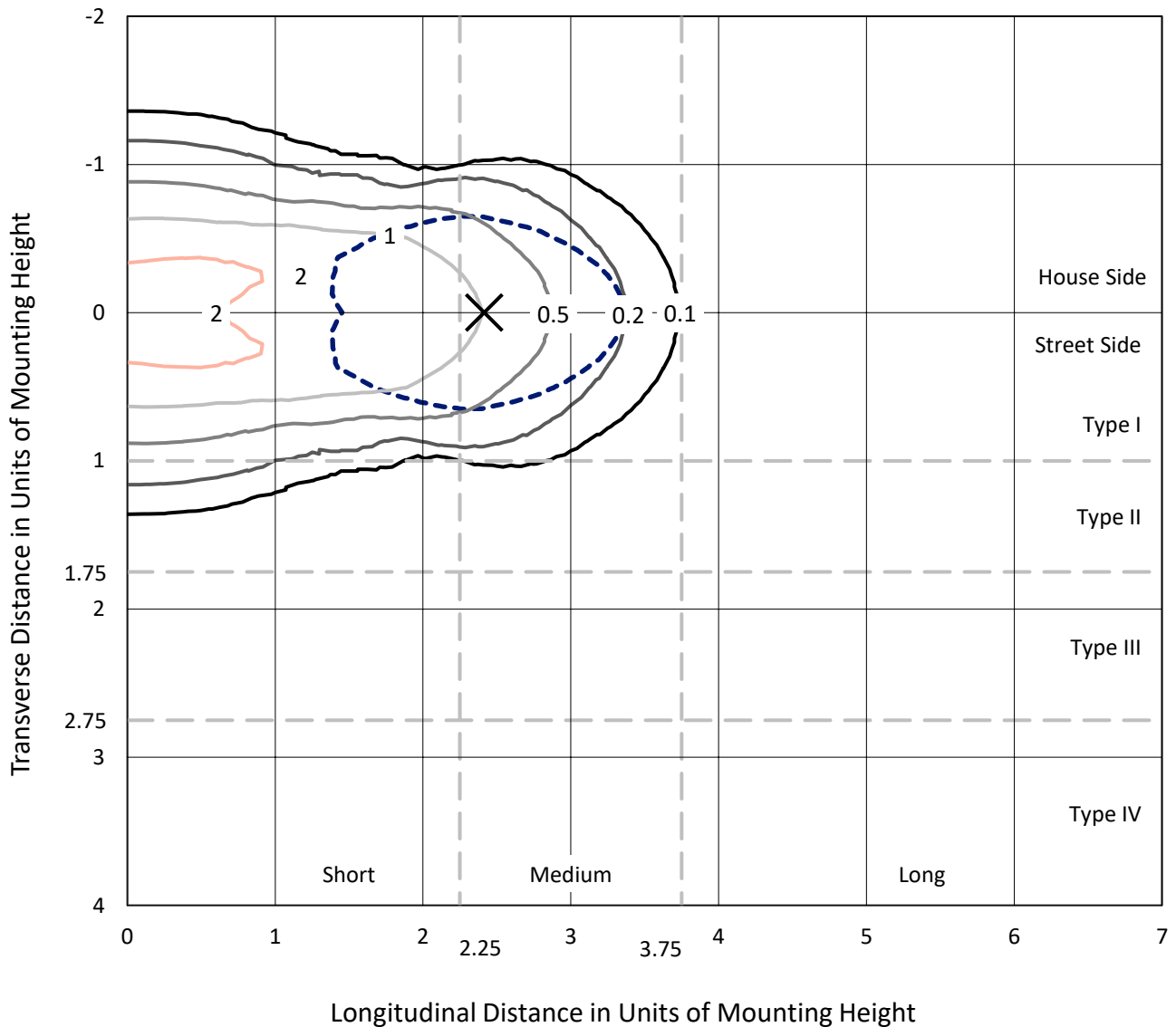
Input Watts (W): 82
Input Voltage (V): NR
Input Current (A_{in}): NR
Voltage Rise (V): NR
Power Factor: NR
Total Harmonic Distortion (THDi): NR
Frequency (hertz): 60
Stabilization Time: NR
Operation Time: NR
Ambient Temperature (°C): NR
Test Distance: 24 FT



REPORT NUMBER: P451511
 CATALOG NUMBER: GALN-SA2B-827-U-T1

Iso-Footcandle Lines of Horizontal Illumination

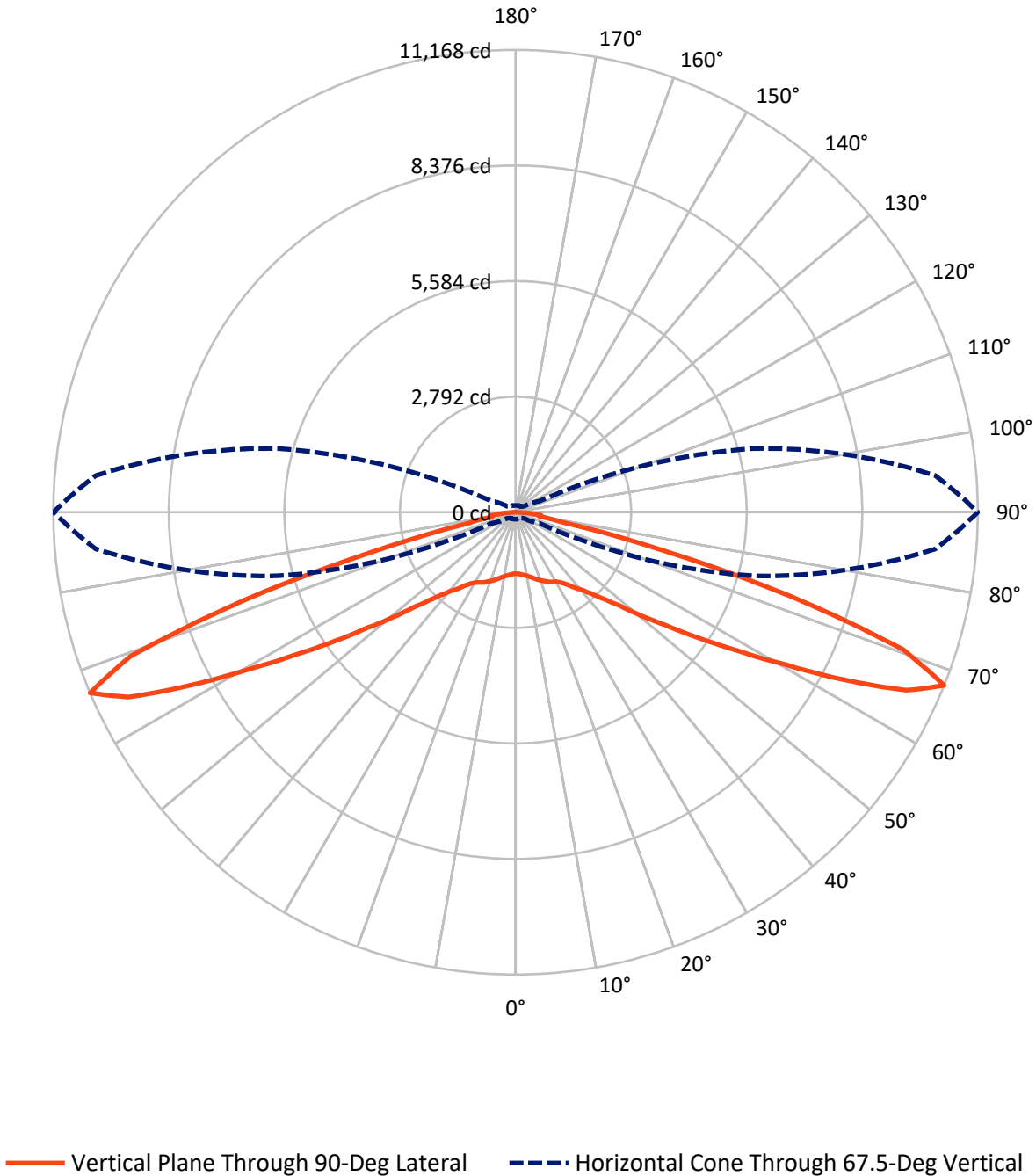
× Max cd
 - - - 1/2 Max cd



Based on 25 foot mounting height. Maximum calculated value = 2.5 fc
 Type I - Short - N/A

REPORT NUMBER: P451511
CATALOG NUMBER: GALN-SA2B-827-U-T1

Luminous Intensity Polar Plot



REPORT NUMBER: P451511

CATALOG NUMBER: GALN-SA2B-827-U-T1

FLUX DISTRIBUTION:

		Downward	Upward	Total
House Side	Lumens	4198.5	0.0	4198.5
	% Fixture	50.0	0.0	50.0
Street Side	Lumens	4198.5	0.0	4198.5
	% Fixture	50.0	0.0	50.0
Total	Lumens	8397.0	0.0	8397.0
	% Fixture	100.0	0.0	100.0

Coefficient of Utilization

ZONAL LUMENS:

Zone	Lumens	% Fixture
0°-10°	148.2	1.8
10°-20°	474.2	5.6
20°-30°	793.7	9.5
30°-40°	1075.2	12.8
40°-50°	1361.9	16.2
50°-60°	1701.4	20.3
60°-70°	1999.9	23.8
70°-80°	765.1	9.1
80°-90°	77.5	0.9
90°-100°	0.0	0.0
100°-110°	0.0	0.0
110°-120°	0.0	0.0
120°-130°	0.0	0.0
130°-140°	0.0	0.0
140°-150°	0.0	0.0
150°-160°	0.0	0.0
160°-170°	0.0	0.0
170°-180°	0.0	0.0
0°-90°	8397.0	100.0
0°-180°	8397.0	100.0



REPORT NUMBER: P451511

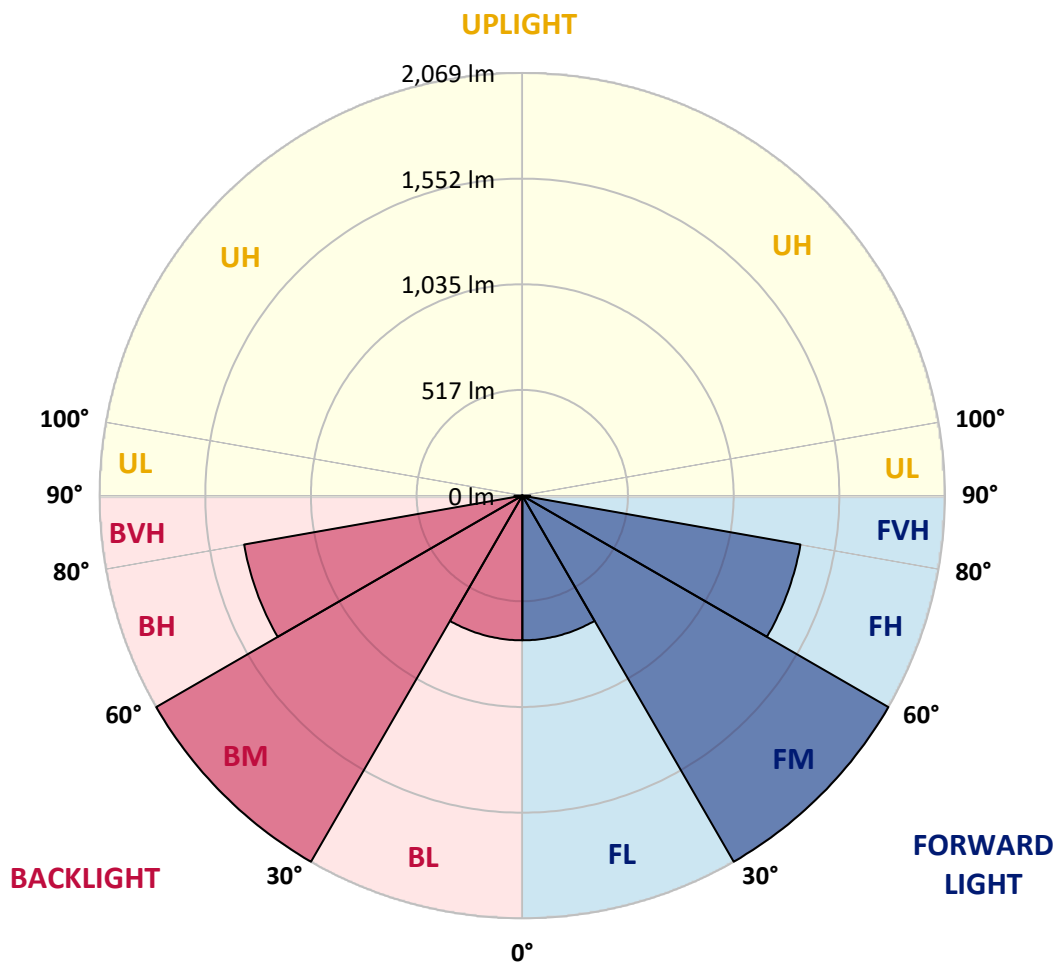
CATALOG NUMBER: GALN-SA2B-827-U-T1

LUMINAIRE CLASSIFICATION SYSTEM LUMEN TABLE AND BUG RATING:

Zone		Lumens	% Fixture	Zone Rating/Lumen Limit		
				B	U	G
FL	(0°-30°)	708.0	8.4			
FM	(30°-60°)	2069.2	24.6			
FH	(60°-80°)	1382.5	16.5			G1/1800
FVH	(80°-90°)	38.8	0.5			G1/100
BL	(0°-30°)	708.0	8.4	B2/1000		
BM	(30°-60°)	2069.2	24.6	B2/2500		
BH	(60°-80°)	1382.5	16.5	B3/2500		G3/2500
BVH	(80°-90°)	38.8	0.5			G1/100
UL	(90°-100°)	0.0	0.0		U0/0	
UH	(100°-180°)	0.0	0.0		U0/0	

BUG Rating: B3-U0-G3

Type I Short





REPORT NUMBER: P451511
 CATALOG NUMBER: GALN-SA2B-827-U-T1

CANDELA DISTRIBUTION (FULL):

	0°	5°	15°	25°	35°	45°	55°	65°	75°	85°	90°
0°	1486.5	1486.5	1486.5	1486.5	1486.5	1486.5	1486.5	1486.5	1486.5	1486.5	1486.5
2.5°	1505.6	1504.7	1505.1	1504.7	1506.1	1505.1	1499.5	1494.9	1491.2	1491.6	1490.3
5°	1537.7	1538.1	1538.6	1536.3	1539.5	1537.7	1528.8	1521.4	1514.0	1511.2	1510.2
7.5°	1564.2	1566.5	1567.9	1570.2	1575.8	1575.8	1571.2	1560.5	1544.2	1534.9	1534.4
10°	1590.7	1592.5	1596.7	1604.2	1613.5	1622.3	1620.4	1606.0	1585.1	1569.3	1565.6
12.5°	1600.0	1602.3	1616.3	1637.6	1658.6	1675.8	1675.8	1664.2	1637.2	1613.0	1606.0
15°	1567.4	1571.6	1596.7	1642.3	1697.2	1734.8	1743.2	1726.9	1698.1	1660.9	1652.5
17.5°	1502.8	1513.0	1549.8	1617.2	1708.3	1786.4	1810.6	1802.7	1765.5	1718.1	1708.3
20°	1433.5	1444.7	1483.7	1573.0	1699.0	1816.7	1886.9	1888.7	1842.7	1773.9	1759.5
22.5°	1357.3	1365.6	1415.9	1520.5	1671.1	1823.6	1952.4	1984.5	1922.2	1829.7	1809.2
25°	1271.7	1281.0	1333.6	1446.5	1618.6	1815.7	2012.4	2083.1	2005.4	1889.2	1863.2
27.5°	1189.9	1193.6	1249.9	1364.7	1549.3	1795.3	2056.6	2173.8	2097.5	1938.5	1905.5
30°	1111.3	1120.1	1169.9	1283.3	1469.8	1755.3	2094.7	2277.0	2196.5	1990.1	1947.8
32.5°	1028.1	1038.8	1092.7	1207.5	1390.3	1695.3	2118.0	2390.0	2334.6	2073.8	2028.7
35°	948.1	955.1	1009.5	1121.1	1312.6	1625.6	2122.2	2517.4	2512.7	2200.7	2140.8
37.5°	866.3	876.5	931.3	1038.3	1230.3	1551.6	2101.2	2652.7	2727.6	2377.0	2312.3
40°	787.7	796.5	850.4	958.3	1136.9	1461.4	2051.5	2776.4	2978.2	2558.3	2466.7
42.5°	702.1	704.4	763.5	873.2	1045.3	1356.8	1979.9	2886.6	3257.6	2801.5	2687.6
45°	604.9	611.0	665.8	773.7	940.2	1239.6	1882.7	2977.7	3611.9	3138.6	2983.3
47.5°	507.8	512.9	563.1	669.6	825.3	1105.2	1733.0	3057.7	3975.6	3566.8	3363.2
50°	412.9	415.7	456.6	551.0	696.1	963.9	1547.4	3083.3	4386.6	4173.2	3913.2
52.5°	326.4	330.6	361.8	435.7	558.0	797.0	1347.0	3020.0	4866.4	4892.0	4525.6
55°	264.6	266.0	289.2	343.6	436.1	622.1	1105.2	2843.8	5382.6	5813.1	5345.8
57.5°	227.8	228.8	241.8	272.0	335.7	469.2	857.4	2510.4	5846.2	6892.3	6291.6
60°	206.9	207.4	214.8	232.5	266.0	359.9	614.2	2039.9	6303.7	8093.4	7467.1
62.5°	193.9	193.9	199.0	208.8	225.0	276.2	445.0	1471.7	6617.1	9312.1	8915.9
65°	181.3	181.3	185.1	192.0	200.9	226.0	328.7	959.7	6609.2	10199.7	10373.2
67.5°	166.9	166.9	169.7	176.7	181.8	194.4	253.9	628.6	5936.8	10180.2	11168.3
70°	149.7	149.7	153.4	159.5	163.7	171.6	200.4	430.1	4361.5	8692.3	9932.4
72.5°	132.5	133.0	135.3	141.4	144.6	149.3	166.5	301.3	2675.5	5918.7	6944.9
75°	113.5	114.4	116.7	122.8	125.5	127.4	140.4	214.8	1353.5	3191.1	3633.3
77.5°	91.6	93.5	94.9	101.4	103.2	106.0	115.8	155.3	594.2	1146.6	1156.9
80°	67.0	69.3	73.5	79.5	80.9	82.8	88.3	110.2	269.2	523.6	568.7
82.5°	49.3	52.5	47.4	55.3	55.3	53.0	62.3	73.9	123.7	518.4	620.3
85°	27.0	27.4	24.6	28.4	30.2	29.8	33.0	36.3	60.0	345.9	356.6
87.5°	6.5	7.0	7.4	8.8	10.7	10.7	11.6	10.2	19.5	112.1	64.2
90°	0.0	0.0	0.0	0.0	0.0	0.0	0.0	0.0	0.0	0.0	0.0

(END OF REPORT)